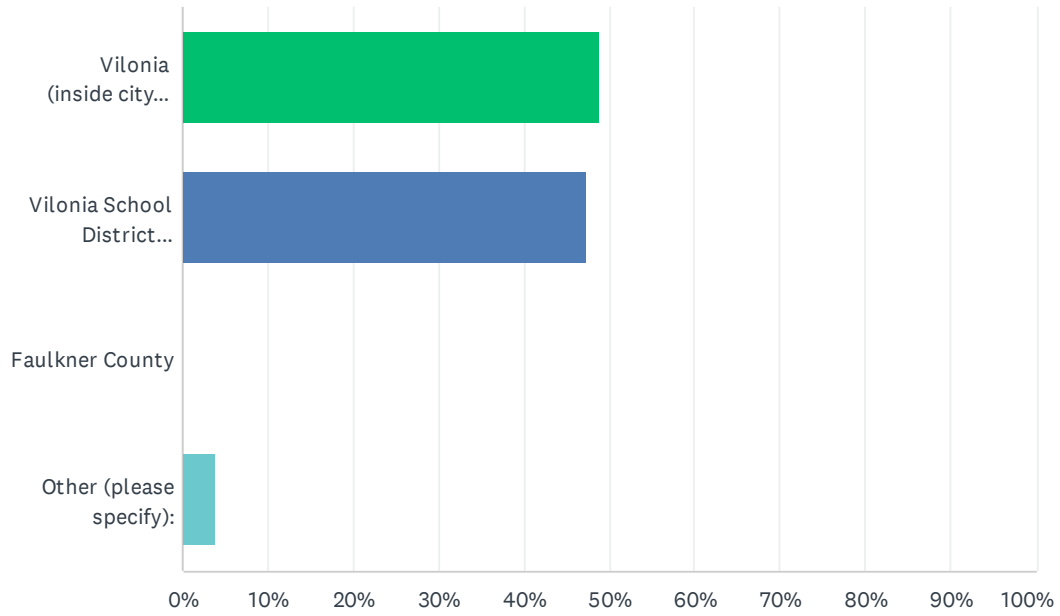


## Q1 Where is your residence?

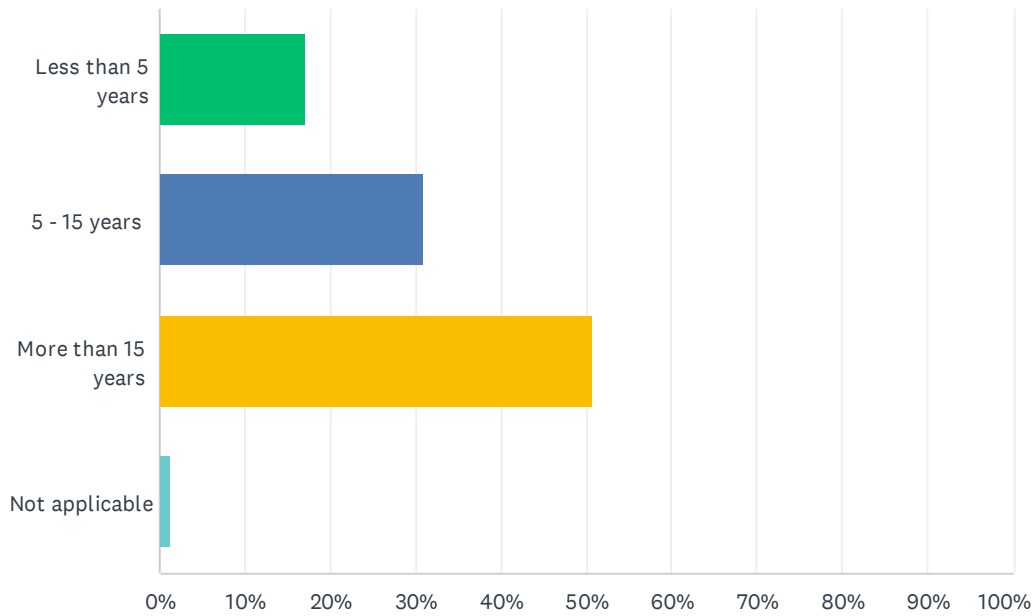
Answered: 1,246 Skipped: 3



ANSWER CHOICES	RESPONSES	
Vilonia (inside city limits)	48.88%	609
Vilonia School District (outside of city limits)	47.27%	589
Faulkner County	0.00%	0
Other (please specify):	3.85%	48
<b>TOTAL</b>		<b>1,246</b>

## Q2 How long have you lived in the Vilonia area?

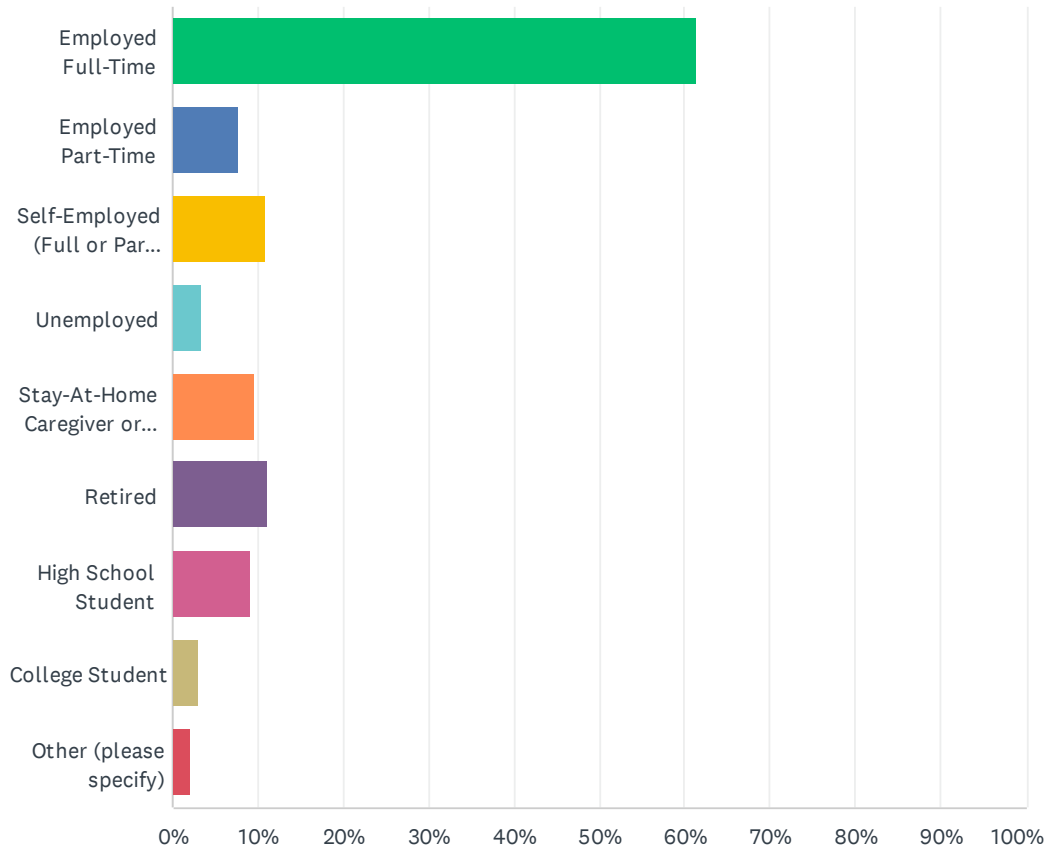
Answered: 1,248 Skipped: 1



ANSWER CHOICES	RESPONSES	
Less than 5 years	17.15%	214
5 - 15 years	30.85%	385
More than 15 years	50.80%	634
Not applicable	1.20%	15
<b>TOTAL</b>		<b>1,248</b>

### Q3 Check all categories that best describe you:

Answered: 1,248 Skipped: 1

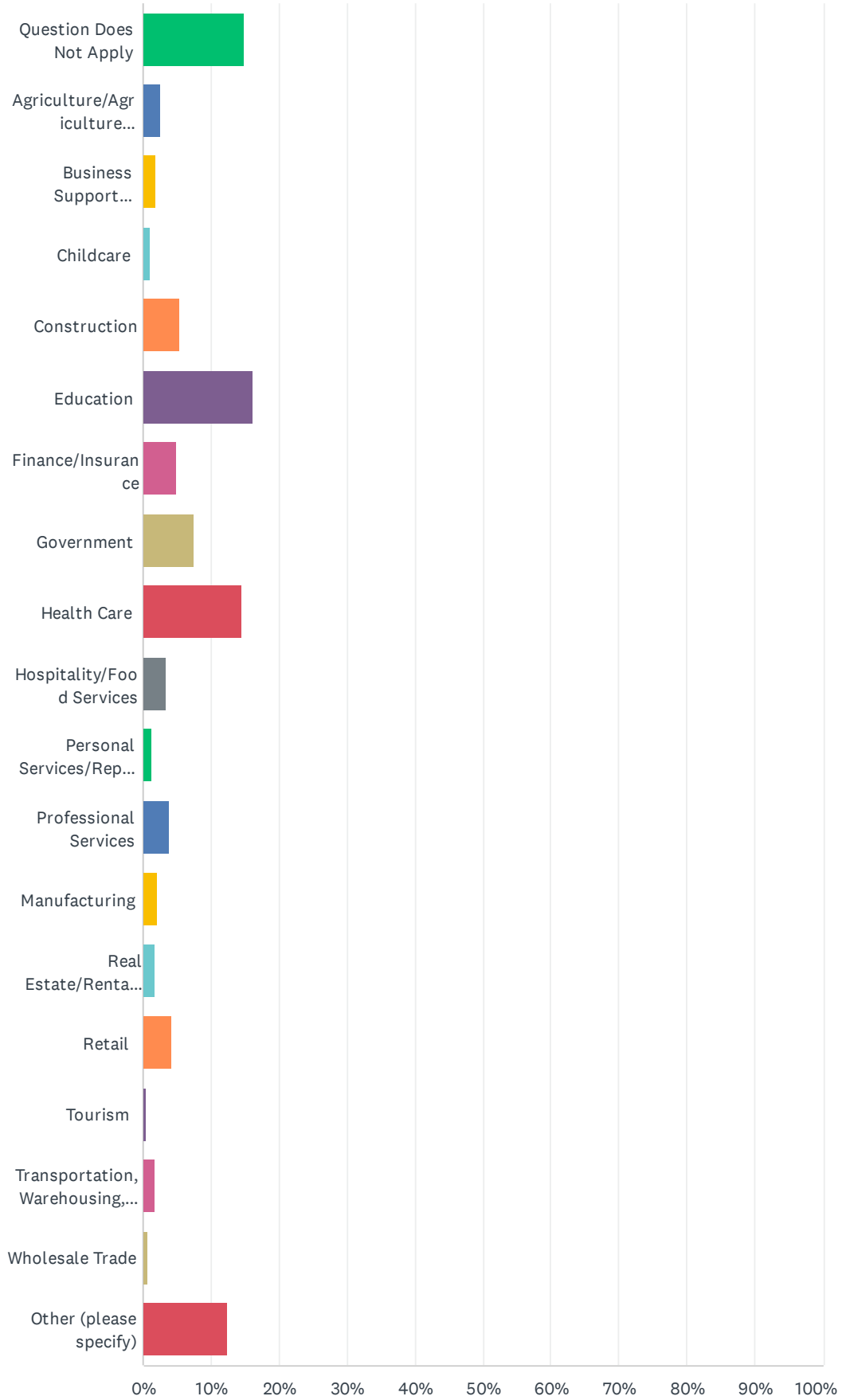


ANSWER CHOICES	RESPONSES	
Employed Full-Time	61.38%	766
Employed Part-Time	7.61%	95
Self-Employed (Full or Part Time)	10.82%	135
Unemployed	3.45%	43
Stay-At-Home Caregiver or Parent	9.62%	120
Retired	11.06%	138
High School Student	9.21%	115
College Student	2.88%	36
Other (please specify)	2.16%	27
Total Respondents: 1,248		

## Q4 If you are employed, or self-employed, what industry do you work in?

Answered: 1,167 Skipped: 82

# Vilonia Community Survey

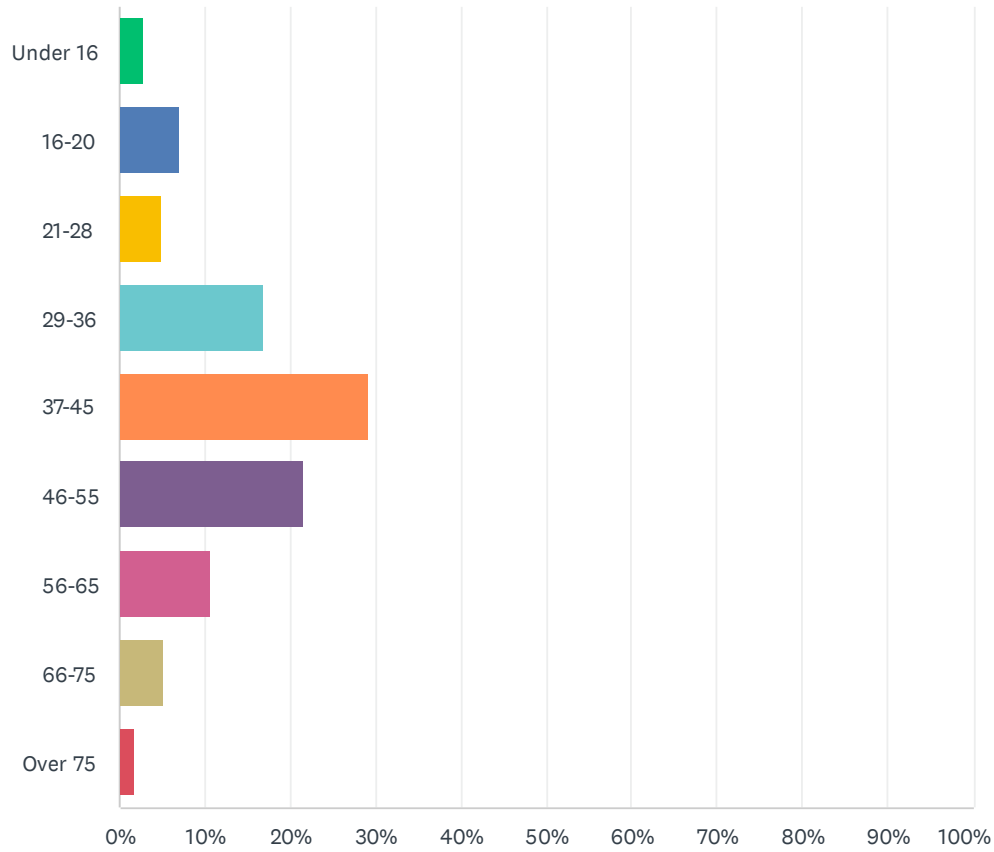


## Vilonia Community Survey

ANSWER CHOICES	RESPONSES	
Question Does Not Apply	14.82%	173
Agriculture/Agriculture Services	2.57%	30
Business Support Services	1.89%	22
Childcare	1.03%	12
Construction	5.23%	61
Education	16.11%	188
Finance/Insurance	4.80%	56
Government	7.37%	86
Health Care	14.40%	168
Hospitality/Food Services	3.43%	40
Personal Services/Repair Services	1.37%	16
Professional Services	3.77%	44
Manufacturing	2.14%	25
Real Estate/Rental Services	1.63%	19
Retail	4.20%	49
Tourism	0.43%	5
Transportation, Warehousing, and Storage Postal/Courier Services	1.80%	21
Wholesale Trade	0.60%	7
Other (please specify)	12.43%	145
<b>TOTAL</b>		<b>1,167</b>

### Q5 Please select your age range:

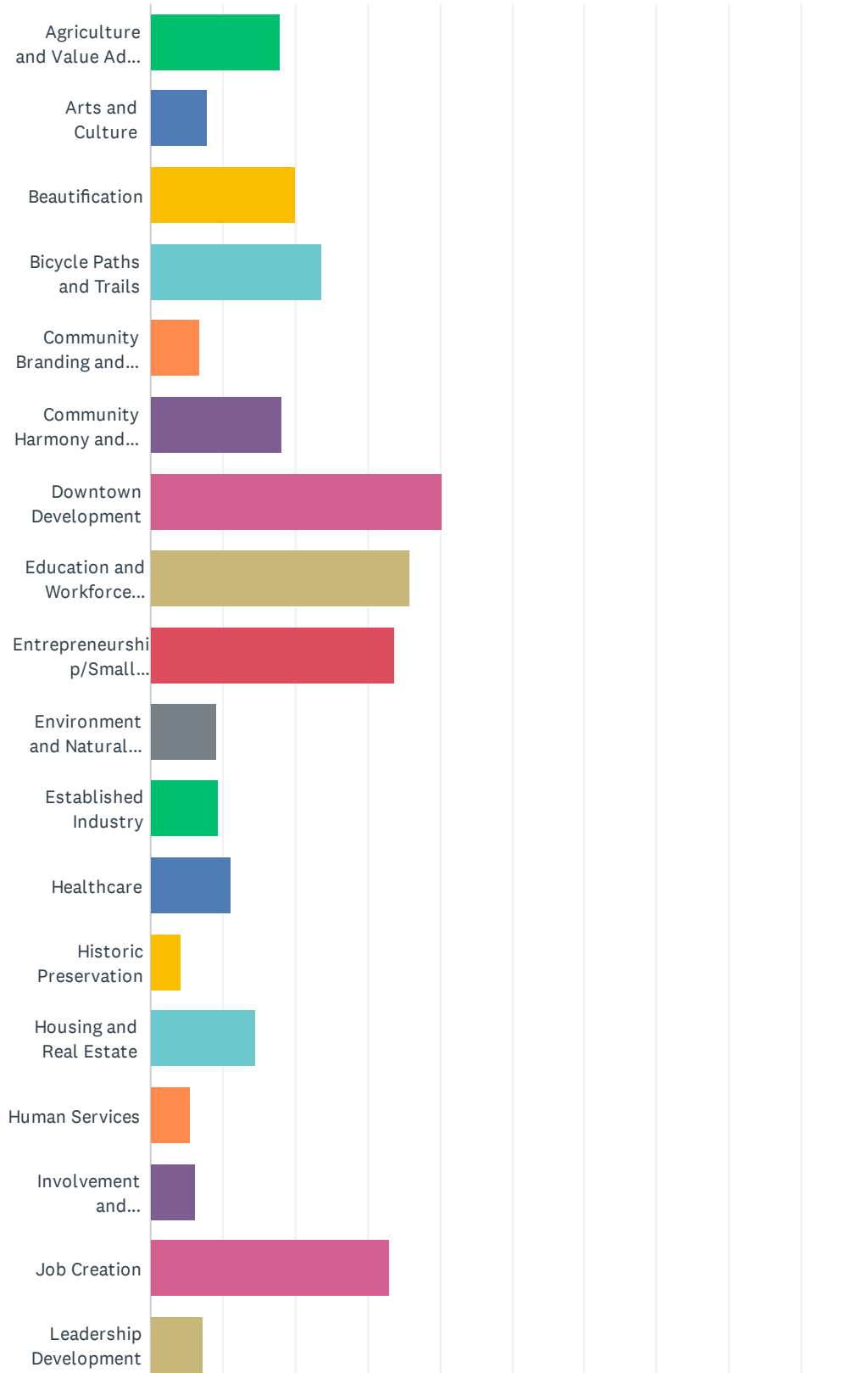
Answered: 1,247 Skipped: 2



ANSWER CHOICES	RESPONSES	
Under 16	2.81%	35
16-20	7.14%	89
21-28	4.97%	62
29-36	16.84%	210
37-45	29.11%	363
46-55	21.57%	269
56-65	10.67%	133
66-75	5.21%	65
Over 75	1.68%	21
<b>TOTAL</b>		<b>1,247</b>

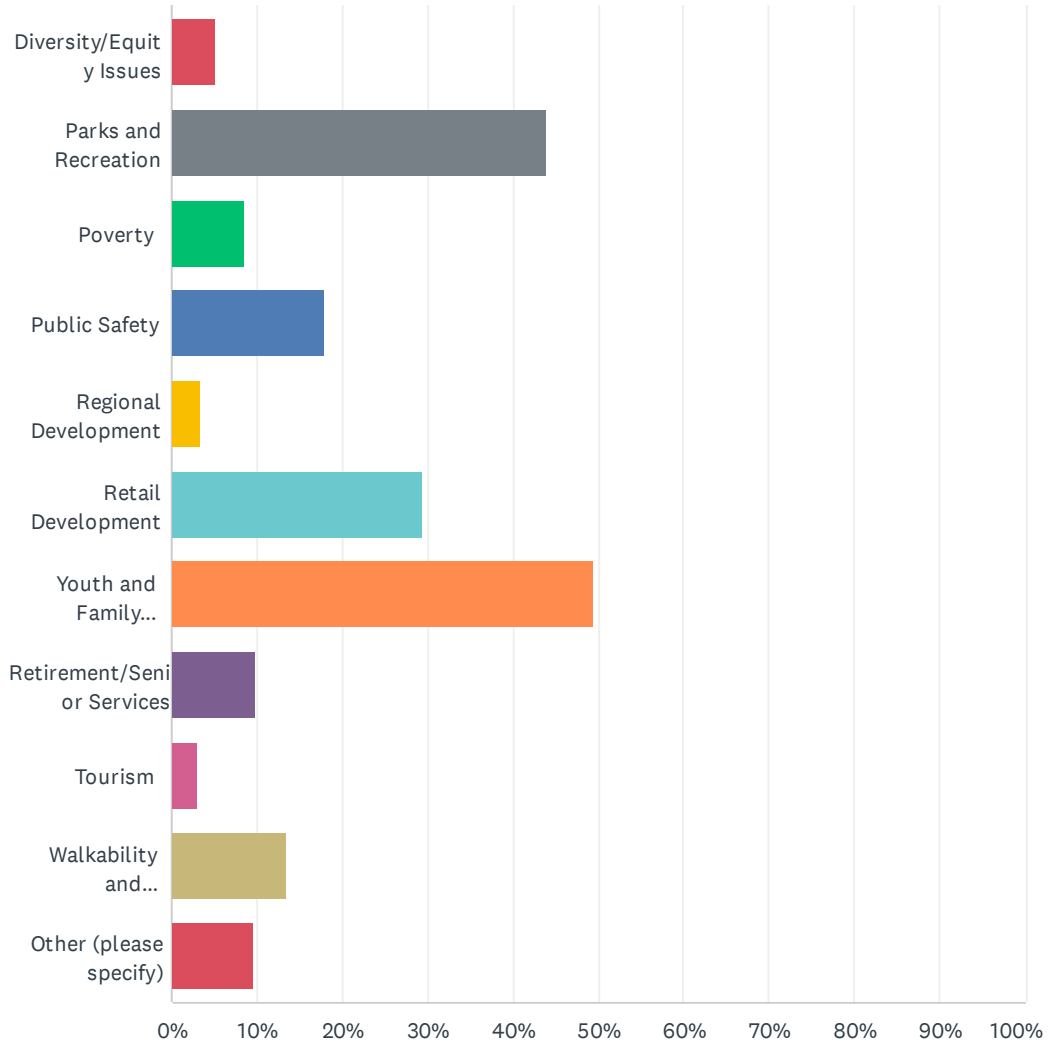
# Q6 Please select the FIVE topics you believe are MOST important for the future of Vilonia and the surrounding area:

Answered: 1,243 Skipped: 6





# Vilonia Community Survey



## Vilonia Community Survey

ANSWER CHOICES	RESPONSES	
Agriculture and Value Added Opportunities	17.86%	222
Arts and Culture	7.80%	97
Beautification	20.03%	249
Bicycle Paths and Trails	23.57%	293
Community Branding and Marketing	6.84%	85
Community Harmony and Working Together (Shared Vision)	18.02%	224
Downtown Development	40.39%	502
Education and Workforce Development	35.88%	446
Entrepreneurship/Small Business Development	33.63%	418
Environment and Natural Resources	9.09%	113
Established Industry	9.41%	117
Healthcare	11.02%	137
Historic Preservation	4.26%	53
Housing and Real Estate	14.48%	180
Human Services	5.55%	69
Involvement and Volunteerism	6.11%	76
Job Creation	32.98%	410
Leadership Development	7.32%	91
Diversity/Equity Issues	5.07%	63
Parks and Recreation	43.93%	546
Poverty	8.45%	105
Public Safety	17.94%	223
Regional Development	3.38%	42
Retail Development	29.36%	365
Youth and Family Activities and Services	49.56%	616
Retirement/Senior Services	9.73%	121
Tourism	3.06%	38
Walkability and Accessibility	13.52%	168
Other (please specify)	9.49%	118
Total Respondents: 1,243		

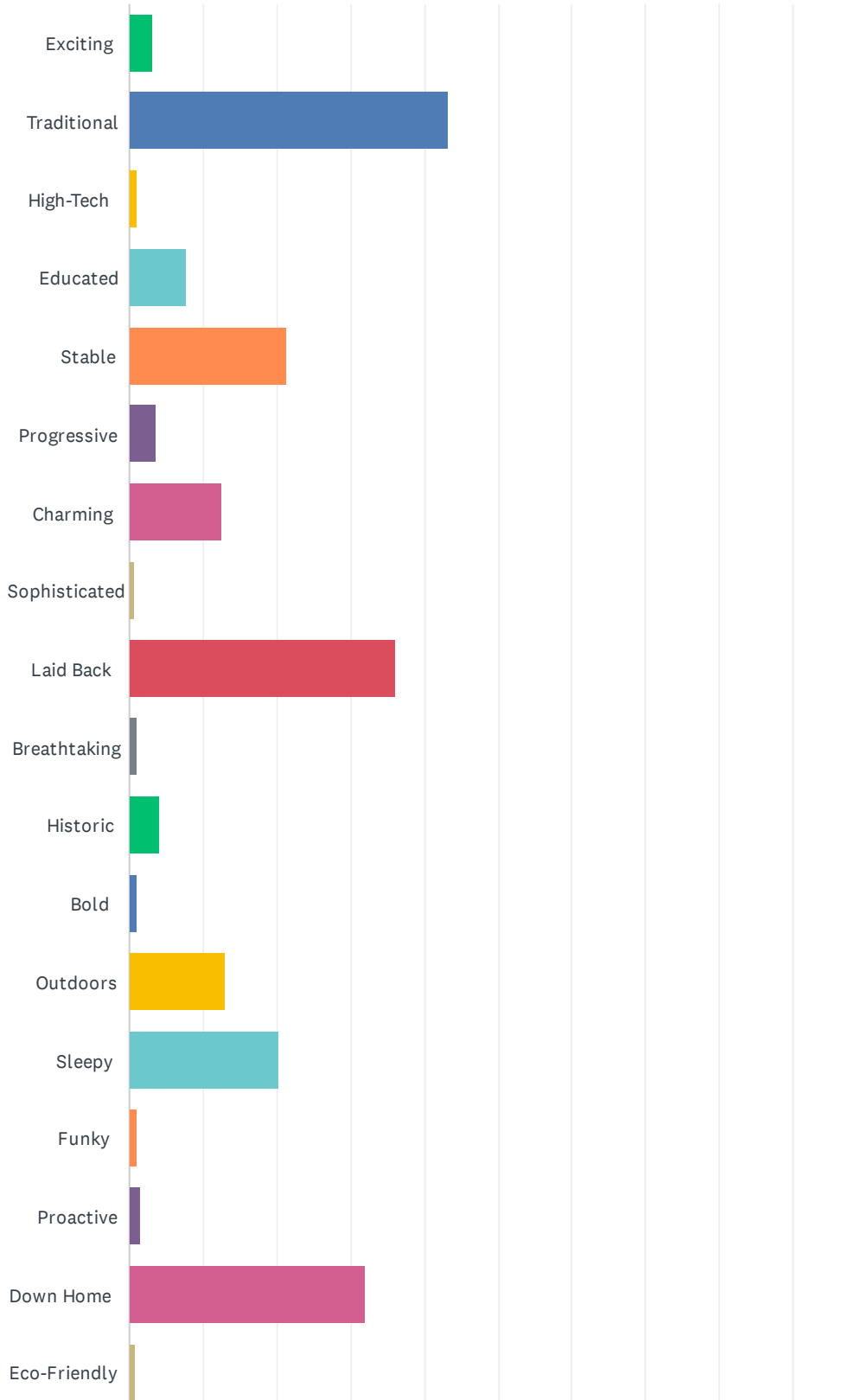
**Q7 What specific projects or opportunities do you want to see addressed in Vilonia? Please share 3 projects or opportunities in ranked order of importance.**

Answered: 995 Skipped: 254

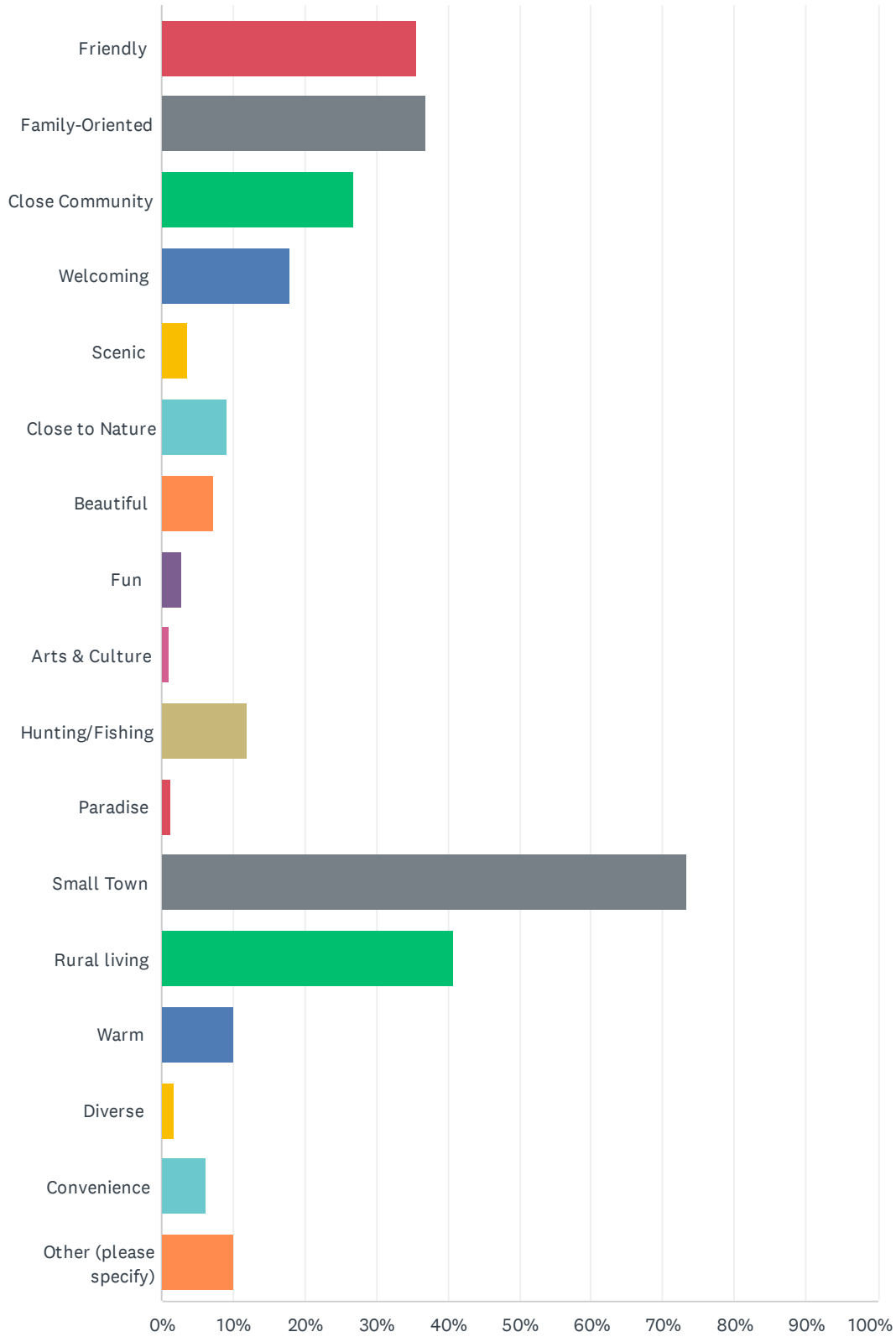
ANSWER CHOICES	RESPONSES	
#1	100.00%	995
#2	92.86%	924
#3	82.01%	816

# Q8 Which words best describe the personality of your community? Check all that apply:

Answered: 1,239 Skipped: 10



# Vilonia Community Survey



## Vilonia Community Survey

ANSWER CHOICES	RESPONSES	
Exciting	3.23%	40
Traditional	43.26%	536
High-Tech	1.13%	14
Educated	7.59%	94
Stable	21.31%	264
Progressive	3.63%	45
Charming	12.59%	156
Sophisticated	0.65%	8
Laid Back	36.00%	446
Breathtaking	1.05%	13
Historic	4.12%	51
Bold	0.97%	12
Outdoors	12.91%	160
Sleepy	20.26%	251
Funky	0.97%	12
Proactive	1.53%	19
Down Home	31.96%	396
Eco-Friendly	0.81%	10
Friendly	35.59%	441
Family-Oriented	36.80%	456
Close Community	26.88%	333
Welcoming	17.92%	222
Scenic	3.63%	45
Close to Nature	9.12%	113
Beautiful	7.34%	91
Fun	2.74%	34
Arts & Culture	0.97%	12
Hunting/Fishing	12.03%	149
Paradise	1.29%	16
Small Town	73.45%	910
Rural living	40.68%	504
Warm	10.01%	124

## Vilonia Community Survey

Diverse	1.69%	21
Convenience	6.21%	77
Other (please specify)	10.01%	124
Total Respondents: 1,239		

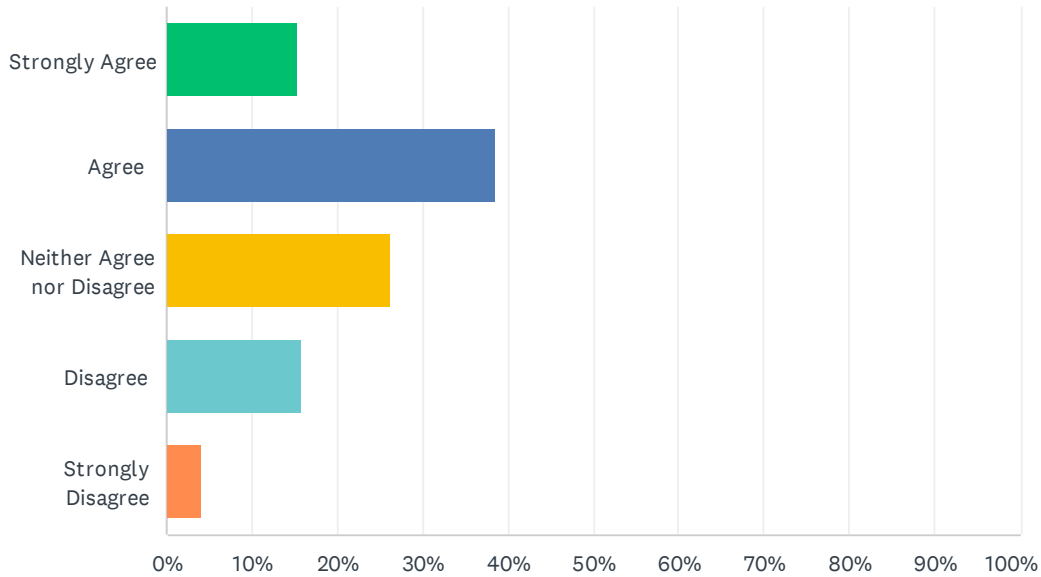
## Q9 What is your favorite thing about Vilonia (besides the people)?

Answered: 1,097 Skipped: 152



Q10 Please select below how you identify with the following statement: I am optimistic about the future of Vilonia.

Answered: 1,237 Skipped: 12



ANSWER CHOICES	RESPONSES	
Strongly Agree	15.28%	189
Agree	38.56%	477
Neither Agree nor Disagree	26.19%	324
Disagree	15.84%	196
Strongly Disagree	4.12%	51
TOTAL		1,237

**Q11 OPTIONAL:** Please provide your contact information below if you want to continue being directly involved in shaping the future of your community. If you would like to be involved in the process, but want your survey response to remain anonymous, please email your contact information to [cced@uca.edu](mailto:cced@uca.edu) (do not fill out the information below).

Answered: 258 Skipped: 991

ANSWER CHOICES	RESPONSES	
Name:	97.67%	252
Mailing Address:	95.35%	246
City:	97.67%	252
State:	98.06%	253
Zip:	97.29%	251
Phone:	81.40%	210
Email:	90.70%	234